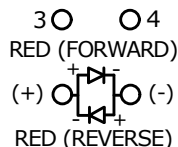
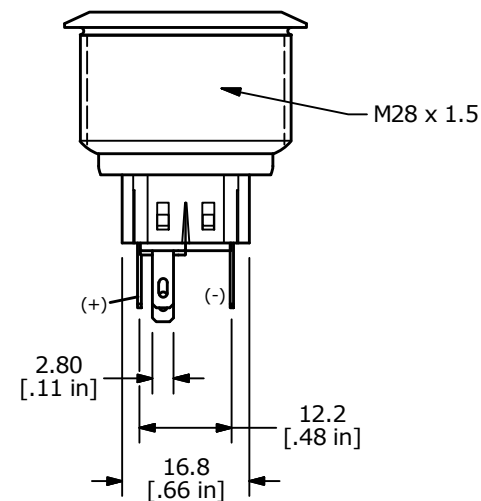
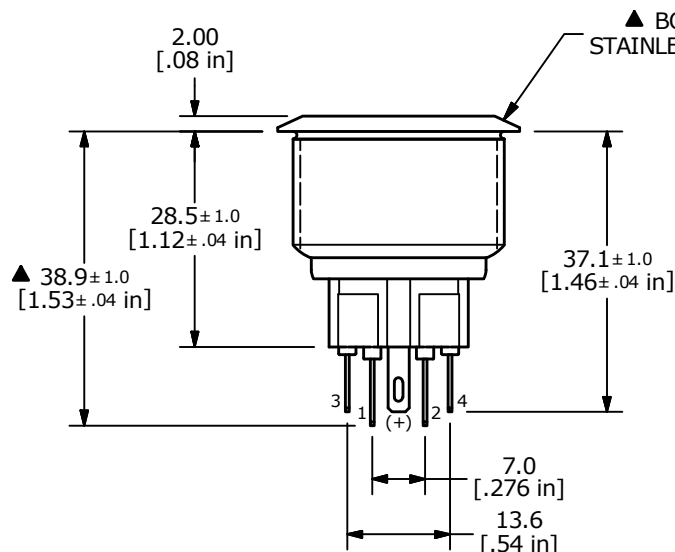


SWITCH FUNCTION	
POS. 1	POS. 2
1-2 ON 3-4 OFF	1-2 (OFF) 3-4 (ON)

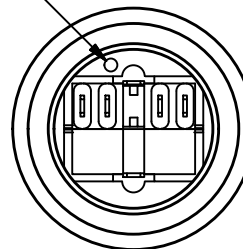


▲ SPDT ON-(OFF) / OFF-(ON)
CONTACT CONFIGURATION
() DENOTES MOMENTARY FUNCTION

() = MOMENTARY



DOT DENOTES LED COLOR



NOTE:

- ALL DIMENSIONS IN MM [INCH]
- GENERAL TOLERANCE: X.X = ± 0.4
X.XX = ± 0.25
- TERMINAL NOS. FOR REF. ONLY
- RATING: 2A @ 48VDC
- CONTACT RESISTANCE: 50mΩ MAX. @ 1A 12VDC
- INSULATION RESISTANCE: 1,000MΩ @ 500VDC
- DIELECTRIC STRENGTH: 2,000VAC MIN. FOR 1 MINUTE
- ELECTRICAL LIFE: 50,000 CYCLES
- OPERATING TEMPERATURE: -20°C to 55°C
- INGRESS PROTECTION: IP65
- SUPPLIED HARDWARE: O-RING AND HEXNUT
- ▲ DENOTES CRITICAL PARAMETER
- 2011/65/EU (ROHS) COMPLIANT
- ▲ ILLUMINATION VOLTAGE: 1.8V



B	23840	UPDATED RATING TO IP66	4/8/19	MJR
A	23306	NEW RELEASE	4/13/18	MW
REV	PCR NO	DESCRIPTION	DATE	BY

TITLE PV9F2Y0SS-311				
SCALE 1:1	DATE 4/13/2018	DR MW	DWG 52-PV9F2Y0SS311	REV B